

**SONY**

**Car Stereo  
Service Bulletin**

Sony Service Company Technical Services  
A Division of Sony Corporation of America  
Sony Drive, Park Ridge, New Jersey 07656

**Model:** CDX-R88

**No.** 126



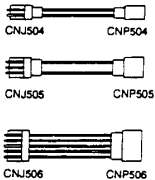
**Subject:** Extension Cables

**Date:** May 8, 1989

**Symptom:**  
(\*\*)

To connect the mechanism to the main board, and the display board to the main board, during repair, extension cables with connectors have been made available as jigs.

**Solution:**

Description	Part Number	Remark
Motor Test PCB Assembly*	X-3320-527-1	Flexible Board with 8-pin connector (CN502) 
TF Test PCM Assembly*	X-3320-526-1	Flexible Board with 4-pin connector (CN503) 
CDX-R88 Extension Cable Kit	J-8000-008-A	Three cables in polyethylene bag 

\*These cables are also used as extension cables for CDX-5 and CDX-R7 under the kit number T-9980-286-1.

Reference: TN: AU89002

PRINTED IN U.S.A.  
CSA-14489-2

Compact Disc

CSA-14